



Version démo
*Adobe Reader ou PDF Expert
nécessaire pour la lecture d'audio*

Guitar Lovers



Manuel

Accords, gammes, arpèges

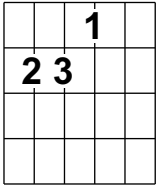
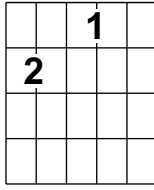
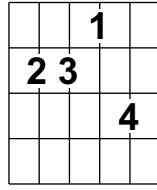
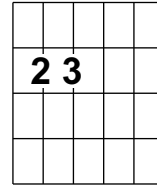
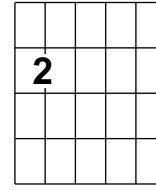
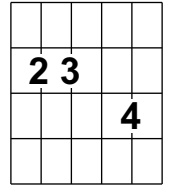
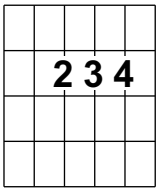
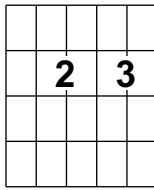
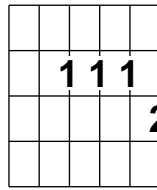
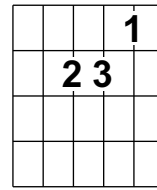
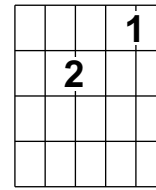
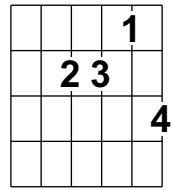
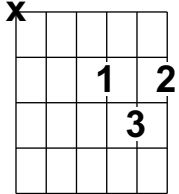
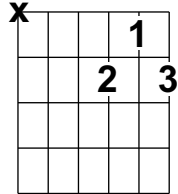
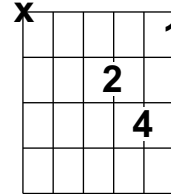
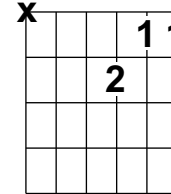
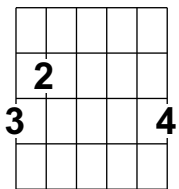
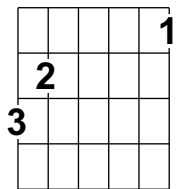
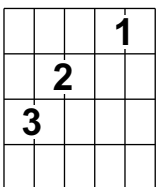
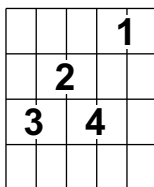
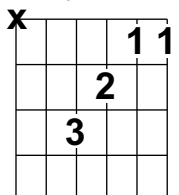
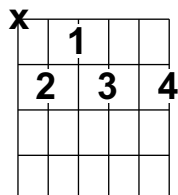
*édité
par
Thomas Schilling*

Table des matières

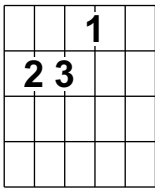
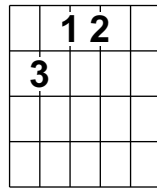
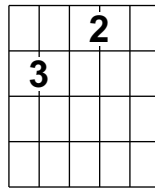
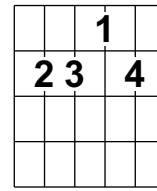
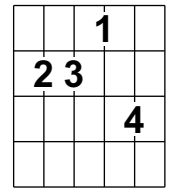
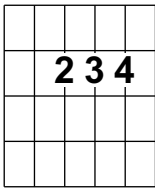
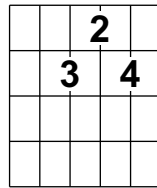
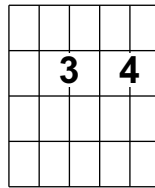
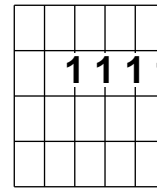
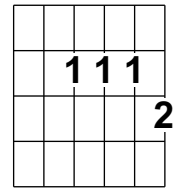
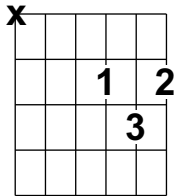
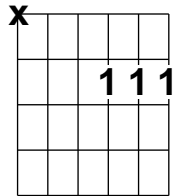
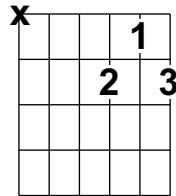
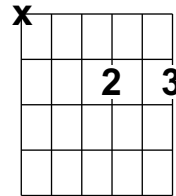
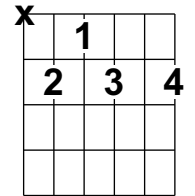
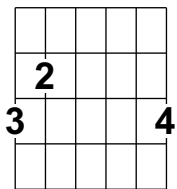
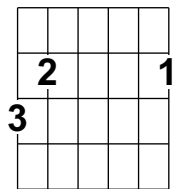
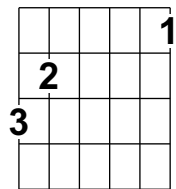
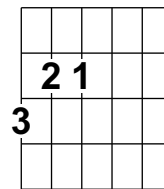
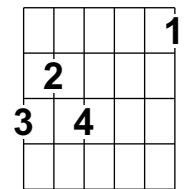
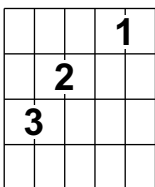
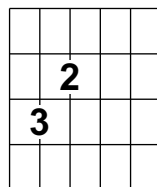
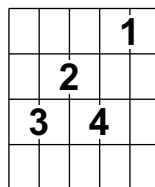
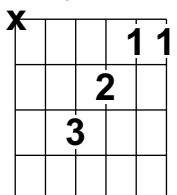
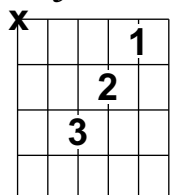
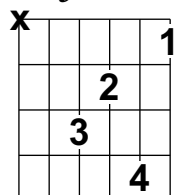
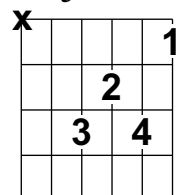
Accords	Accords fondamentaux	4	Arpèges	majeurs	54
	Accords barrés	5		mineurs	56
	Accords majeurs	6		diminués	58
	Accords mineurs	7		maj7	60
	Accords • Cordes 1 2 3 4	8		7	62
	Accords • Cordes 2 3 4 6	10		min7	64
	Accords • Cordes 2 3 4 5	12		min7b5	66
	Accords • Cordes 1 2 3 5	14		min(maj7)	68
	Accords • 7/9	16		maj7/9	70
	Accords de quinte et tritons	18		7/9	72
Gammes	pentatoniques mineures	20	min7/9	74	
	pentatoniques majeures	22	min7b9	76	
	Gammes de blues	24	Pages d'aide		
	Position 1–5 • Gammes mineures	26	Tableau de transposition	52	
	Position 1–5 • Gammes majeures	28	Manche de guitare	52	
	Modes I–VII	30	Diagrammes d'accords	78	
	Modes I–VII • Majeur	32	Autres publications	79	
	Modes I–VII • Mineur	34	Index des pages	80	
	Modes I–VII • Mineur harmonique	36	Ceci est une version démo		
	Modes I–VII • Mineur mélodique	38	Les pages 10 - 18, 24 - 51, 58 - 77		
	3-notes-par-corde • I–VII	40	ne sont inclus que dans la version		
	3-notes-par-corde • Majeur	42	complète qui est disponible dans		
	3-notes-par-corde • Mineur	44	notre librairie en ligne.		
	3-notes-par-corde • Harmonique	46			
	3-notes-par-corde • Mélodique	48			
	Gammes symétriques	50			

Accords

Accords fondamentaux

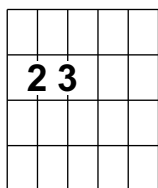
mi*mi⁷**doux**mi⁷**épicé**mim**mim⁷**doux**mim⁷**épicé**la**la⁷**doux**la⁷**épicé**lam**lam⁷**doux**lam⁷**épicé**ré**ré⁷**rém**rém⁷**sol**sol⁷**do**do⁷**fa**si⁷*

Accords majeurs

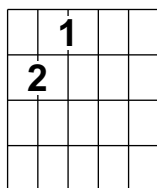
mi*mi^{j7}**mi⁷**doux**mi⁶**mi⁷**épicé**la**la^{j7}**la⁷**doux**la⁶**la⁷**épicé**ré**ré^{j7}**ré⁷**ré⁶**si⁷**sol**sol^{j7}**sol⁷**doux**sol⁶**sol⁷**épicé**do**do^{j7}**do⁷**do⁶**fa**fa^{j7}**fa⁷**fa⁶*

Accords mineurs

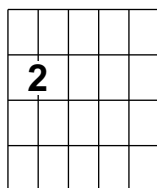
mim



mim^{j7}

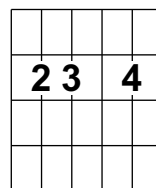


mim⁷

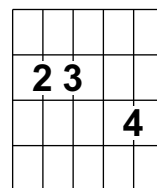


doux

mim⁶

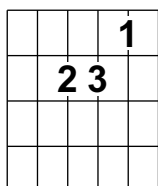


mim⁷

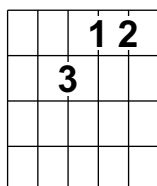


épicé

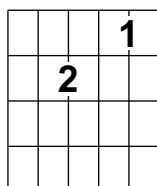
lam



lam^{j7}

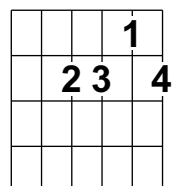


lam⁷

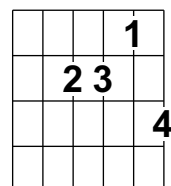


doux

lam⁶

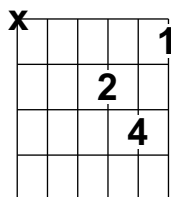


lam⁷

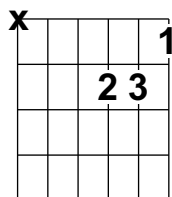


épicé

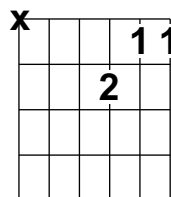
ré



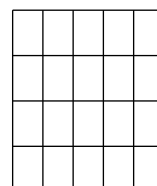
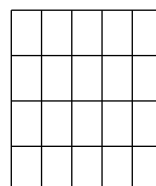
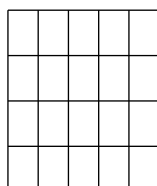
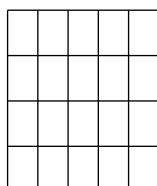


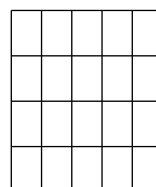


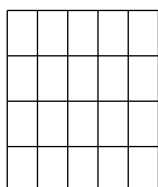
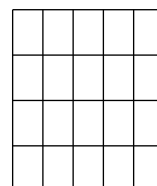
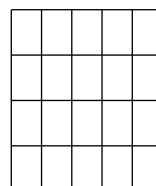

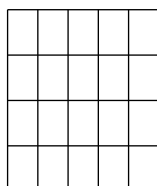

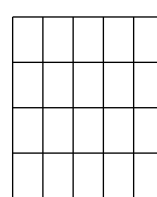
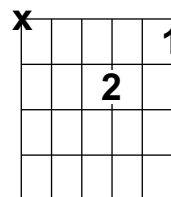
ré^{m^{j7}}



ré^{m⁷}



ré^{m⁶}

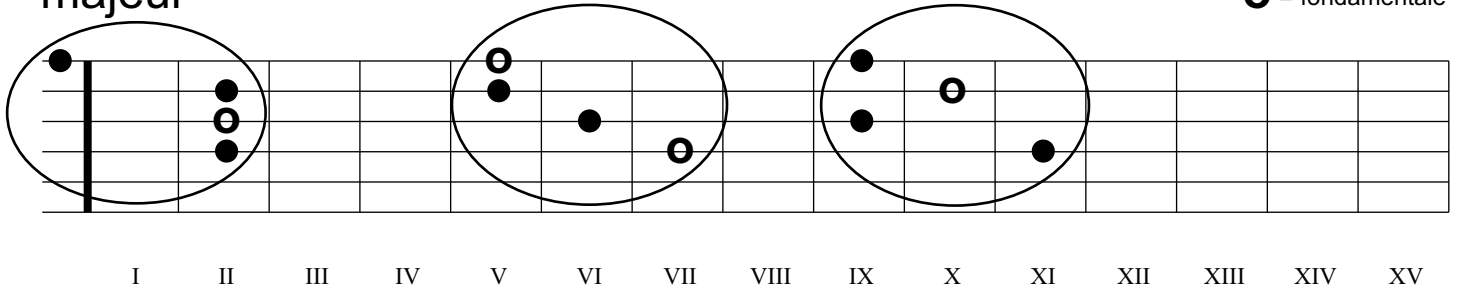


Accords • Cordes 1 2 3 4

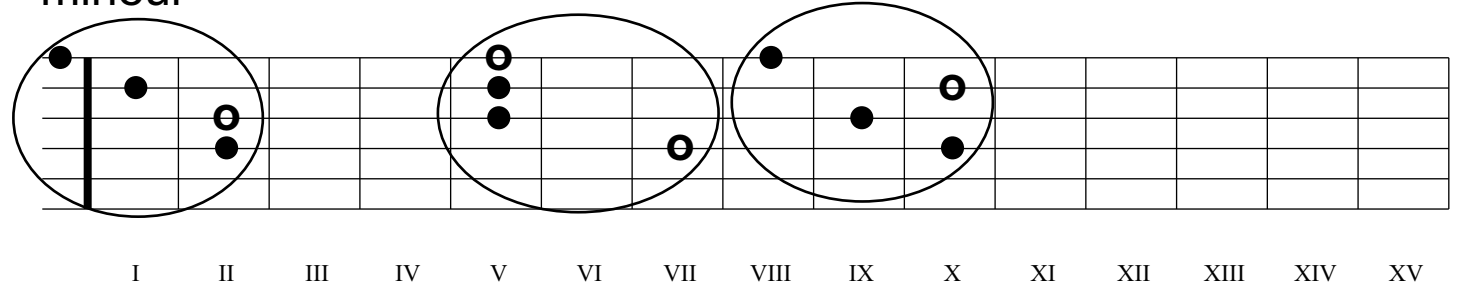
(doigté en *la*)

majeur

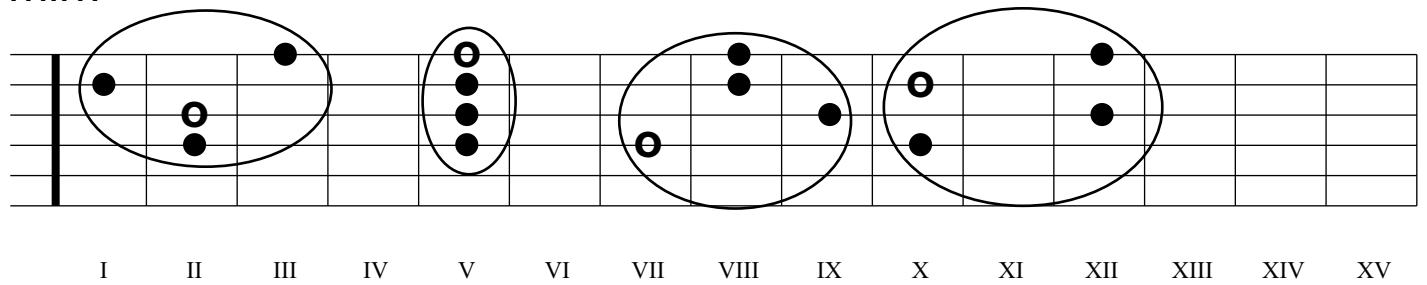
○ = fondamentale



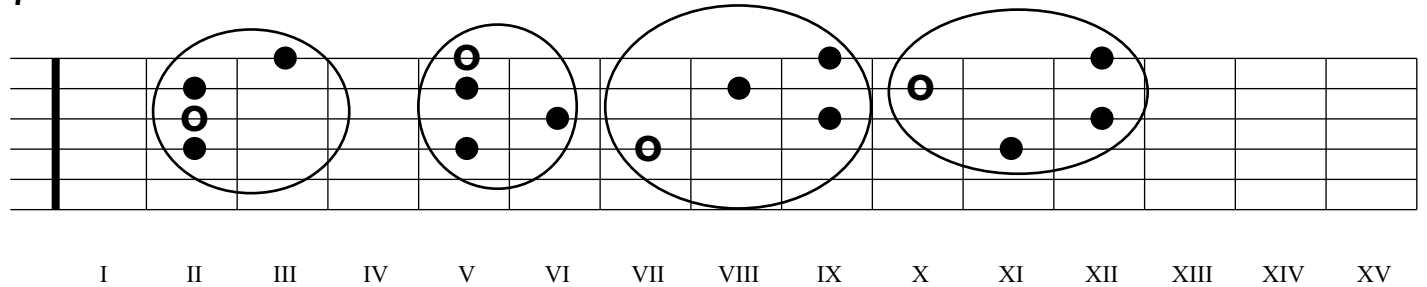
mineur



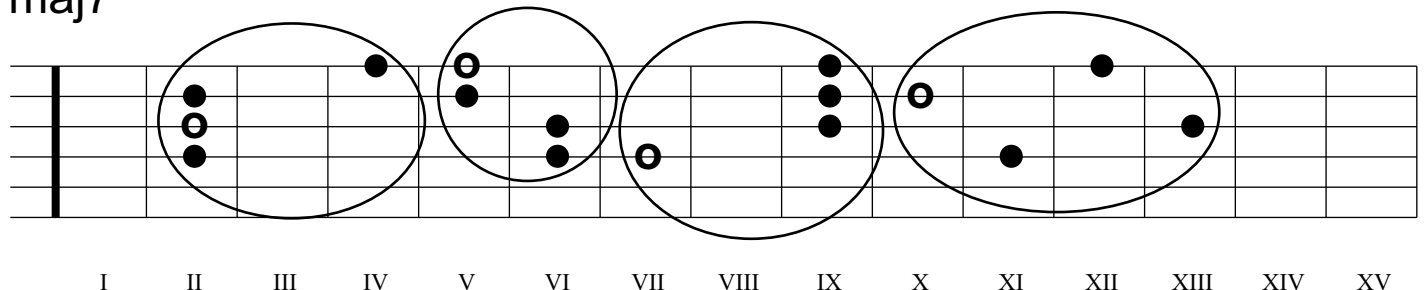
min7



7



maj7



Accords • Cordes 1 2 3 4

(intervalles en *la*)

majeur

I II III IV V VI VII VIII IX X XI XII XIII XIV XV

mineur

I II III IV V VI VII VIII IX X XI XII XIII XIV XV

min7

I II III IV V VI VII VIII IX X XI XII XIII XIV XV

7

I II III IV V VI VII VIII IX X XI XII XIII XIV XV

maj7

I II III IV V VI VII VIII IX X XI XII XIII XIV XV

Pour voir les pages 10 - 18,
la version complète de notre
librairie en ligne est requise.

www.guitar.ch


Gammes

Gamme pentatonique mineure


(doigté en *la* mineur)

Position 1

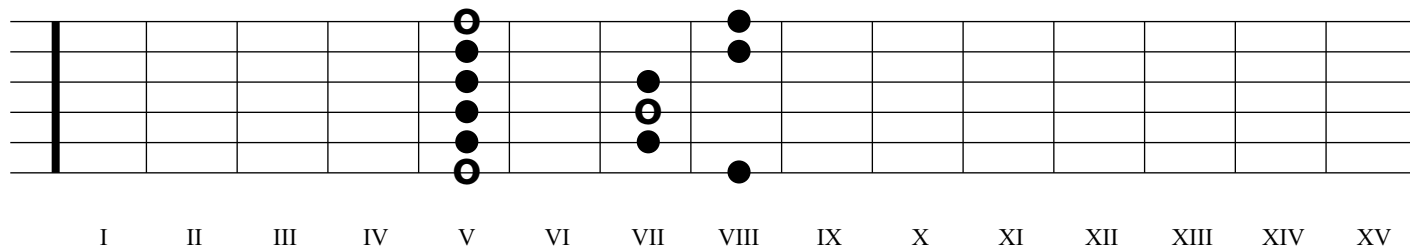
○ = fondamentale



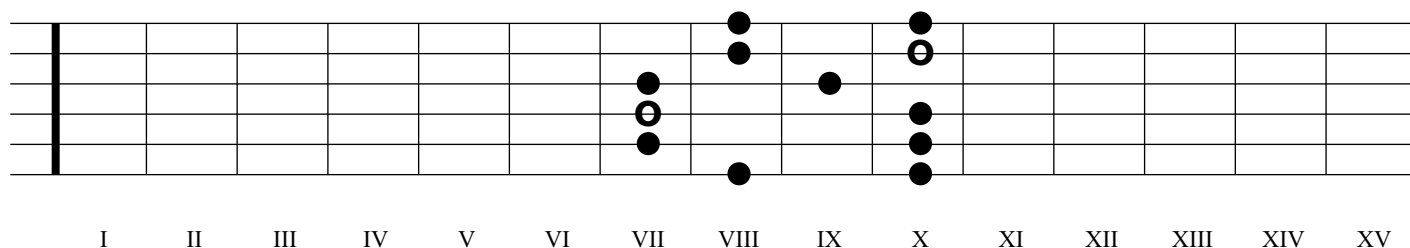
Position 2



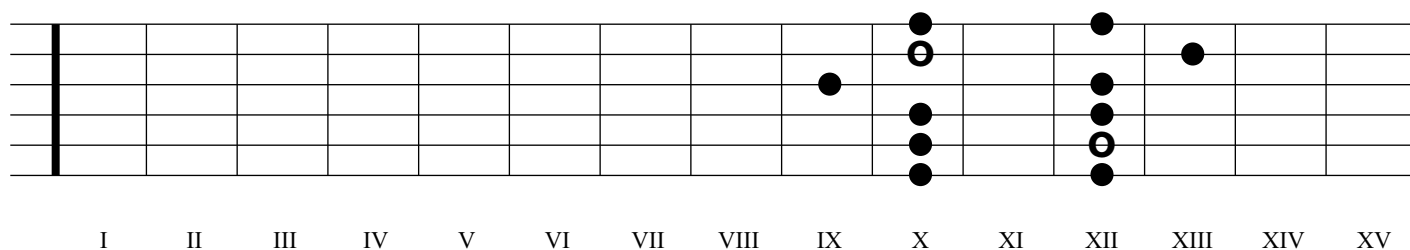
Position 3



Position 4



Position 5



Gamme pentatonique mineure

(intervalles en *la* mineur)

Position 1

-5																			
b7	m3																		
4		1																	
-1		5																	
-5			m3																
			b7																
	I	II	III	IV	V	VI	VII	VIII	IX	X	XI	XII	XIII	XIV	XV				

Position 2

	I	II	III	IV	V	VI	VII	VIII	IX	X	XI	XII	XIII	XIV	XV				

Position 3

	I	II	III	IV	V	VI	VII	VIII	IX	X	XI	XII	XIII	XIV	XV				

Position 4

	I	II	III	IV	V	VI	VII	VIII	IX	X	XI	XII	XIII	XIV	XV				

Position 5


	I	II	III	IV	V	VI	VII	VIII	IX	X	XI	XII	XIII	XIV	XV				

Gamme pentatonique majeure

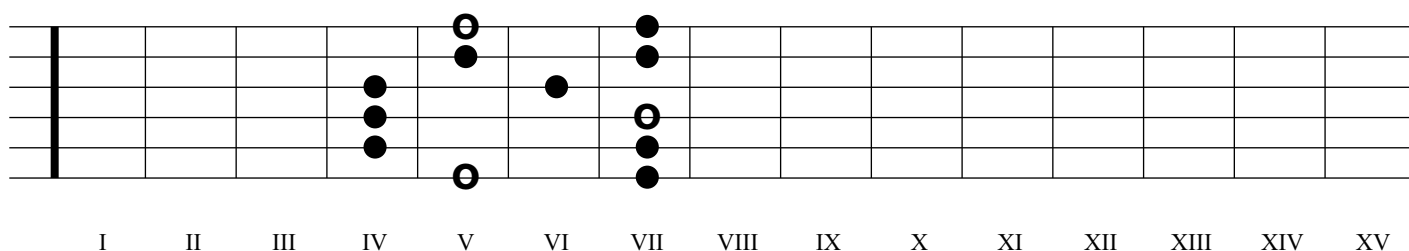
(doigté en *la* majeur)

Position 3

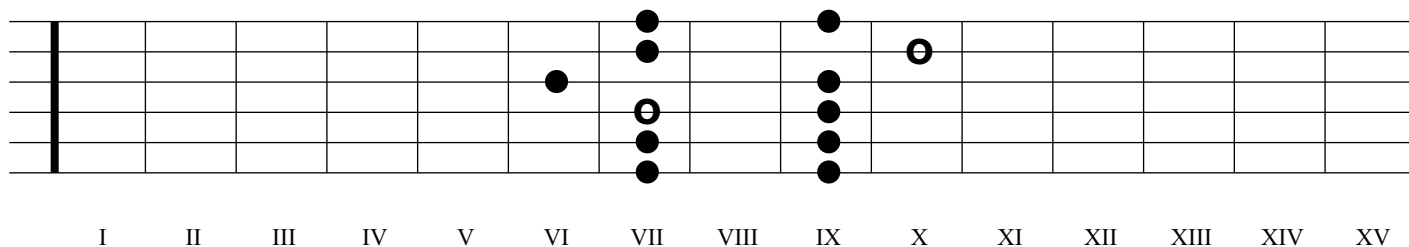
○ = fondamentale



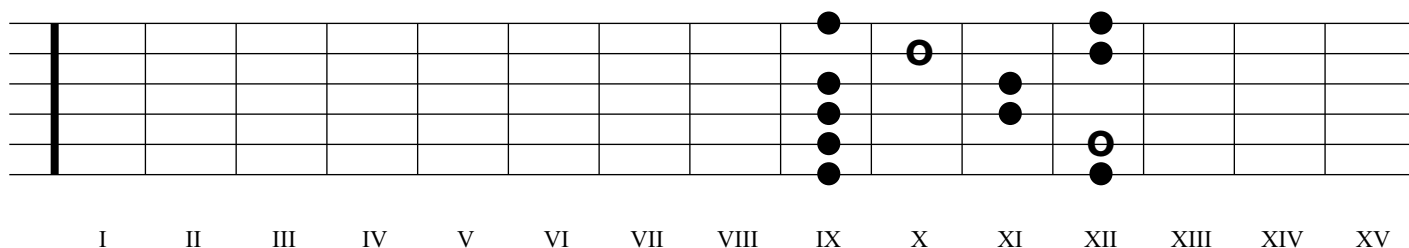
Position 4



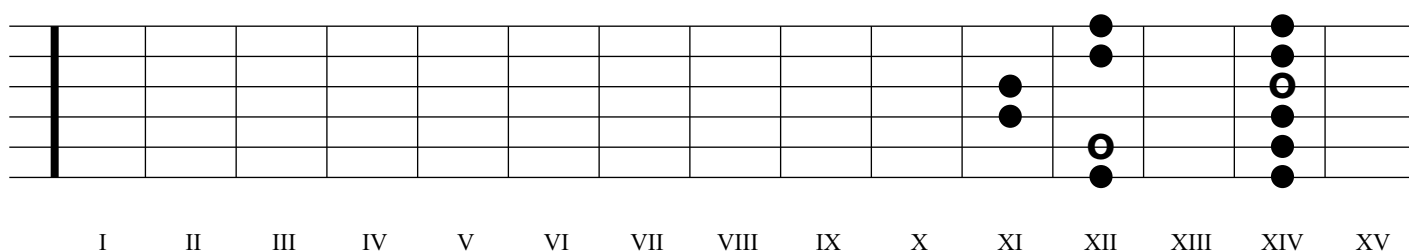
Position 5



Position 1



Position 2



Gamme pentatonique majeure

(intervalles en *la* majeur)

Position 3

	6			1															
	3			5															
	1																		
	5		2																
	2		6																
	6		3		1														
I	II	III	IV	V	VI	VII	VIII	IX	X	XI	XII	XIII	XIV	XV					

Position 4

				1		2													
				5		6													
			2		3														
			6																
			3																
				1		2													
I	II	III	IV	V	VI	VII	VIII	IX	X	XI	XII	XIII	XIV	XV					

Position 5

						2		3											
						6			1										
					3														
						1		5											
						5		6											
						2		3											
I	II	III	IV	V	VI	VII	VIII	IX	X	XI	XII	XIII	XIV	XV					

Position 1

								3		5									
									1		2								
I	II	III	IV	V	VI	VII	VIII	IX	X	XI	XII	XIII	XIV	XV					

Position 2

											5						6		
												2					3		
																	1		
																	5		
																	2		
																	6		
I	II	III	IV	V	VI	VII	VIII	IX	X	XI	XII	XIII	XIV	XV					

Pour voir les pages 24 - 51,
la version complète de notre
librairie en ligne est requise.

www.guitar.ch

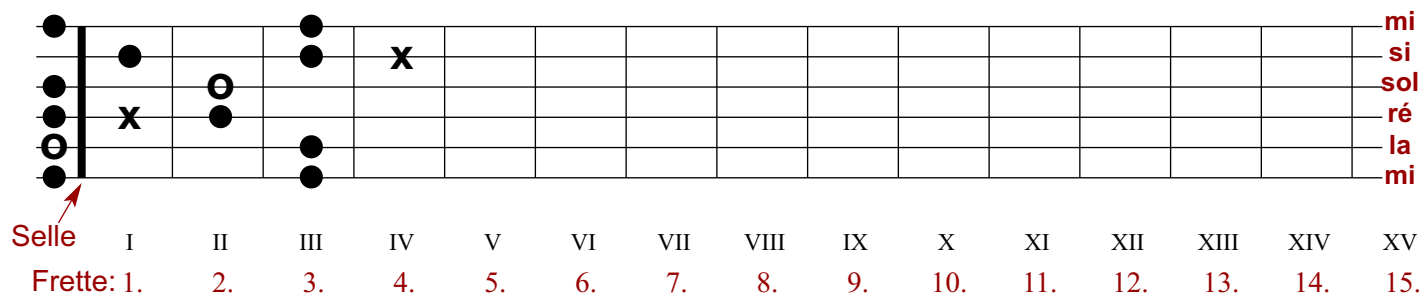
Manche de guitare

Doigté

(doigté en *la*) ← Clé

Position 1

○ = fondamentale X = b5



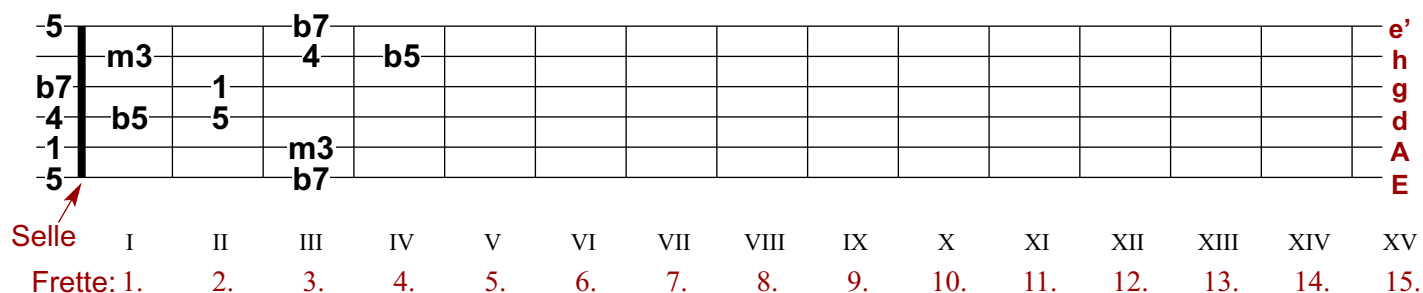
Des points (●) et d'autres symboles (comme ○ et X indiquent où la corde doit être pressé. Si ces symboles sont derrière le sillet, utilisez la corde ouverte. Afin de transposer à d'autres tonalités, déplacer le doigté selon le tableau de transposition.

Intervalles

(intervalles en *la*) ← Clé

Position 1

Cordes:



Les numéros d'intervalle indiquent où la corde doit être pressé. Si ces chiffres sont derrière le sillet, utilisez la corde ouverte (pas de doigt requis). Afin de transposer à d'autres tonalités, déplacer le doigté selon le tableau de transposition.

Tableau de transposition

Toutes les diagrammes du manche sont référencées à la clé de *la*. Afin de transposer à d'autres tonalités, déplacez le doigté vers le haut (+) ou le bas (-) du manche conformément à ce tableau:

<i>la#</i>	<i>si</i>	<i>do</i>	<i>do#</i>	<i>ré</i>	<i>ré#</i>	<i>mi</i>	<i>fa</i>	<i>fa#</i>	<i>sol</i>	<i>sol#</i>	<i>la</i>	<i>la#</i>	<i>si</i>	<i>do</i>	<i>do#</i>	<i>ré</i>	<i>ré#</i>	<i>ré</i>	<i>fa</i>	<i>fa#</i>	<i>sol</i>	<i>sol#</i>
<i>sib</i>			<i>réb</i>		<i>mib</i>			<i>solb</i>		<i>lab</i>		<i>sib</i>			<i>réb</i>		<i>réb</i>			<i>solb</i>		<i>lab</i>
-11	-10	-9	-8	-7	-6	-5	-4	-3	-2	-1	0	+1	+2	+3	+4	+5	+6	+7	+8	+9	+10	+11

Arpèges

Arpège majeur

(doigté en *la* majeur)

Version 1

○ = fondamentale

1

I II III IV V VI VII VIII IX X XI XII XIII XIV XV

3

I II III IV V VI VII VIII IX X XI XII XIII XIV XV

5

I II III IV V VI VII VIII IX X XI XII XIII XIV XV

Version 2

5

I II III IV V VI VII VIII IX X XI XII XIII XIV XV

1

I II III IV V VI VII VIII IX X XI XII XIII XIV XV

3

I II III IV V VI VII VIII IX X XI XII XIII XIV XV

Arpège mineur

(doigté en *la* mineur)

Version 1

○ = fondamentale

1

I II III IV V VI VII VIII IX X XI XII XIII XIV XV

b3

I II III IV V VI VII VIII IX X XI XII XIII XIV XV

5

I II III IV V VI VII VIII IX X XI XII XIII XIV XV

Version 2

5

I II III IV V VI VII VIII IX X XI XII XIII XIV XV

1

I II III IV V VI VII VIII IX X XI XII XIII XIV XV

b3

I II III IV V VI VII VIII IX X XI XII XIII XIV XV

Arpège mineur

(intervalles en *la* mineur)

Version 1

1

				1															
				5															
				m3															
				1															
	I	II	III	IV	V	VI	VII	VIII	IX	X	XI	XII	XIII	XIV	XV				

b3

				1				m3											
				5															
				m3															
							1												
							5												
	I	II	III	IV	V	VI	VII	VIII	IX	X	XI	XII	XIII	XIV	XV				

5

								m3				5							
										5		1							
											m3								
													1						
													5						
	I	II	III	IV	V	VI	VII	VIII	IX	X	XI	XII	XIII	XIV	XV				

Version 2

5

	I	II	III	IV	V	VI	VII	VIII	IX	X	XI	XII	XIII	XIV	XV				

1

				1				m3											
				5															
				m3															
							1												
							5												
	I	II	III	IV	V	VI	VII	VIII	IX	X	XI	XII	XIII	XIV	XV				

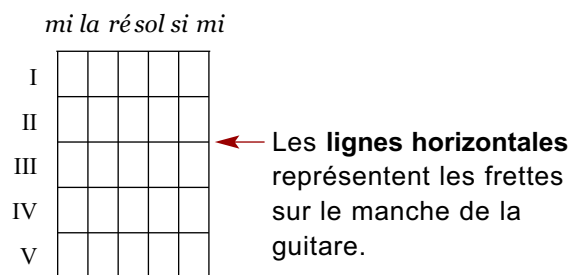
b3

								m3					5						
										5		1							
											m3								
	I	II	III	IV	V	VI	VII	VIII	IX	X	XI	XII	XIII	XIV	XV				

**Pour voir les pages 58 - 77,
la version complète de notre
librairie en ligne est requise.**

www.guitar.ch

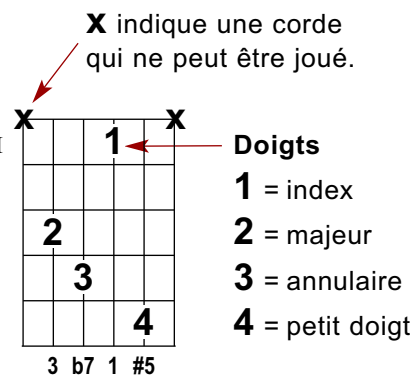
Diagrammes d'accords



Les **lignes verticales** sont des cordes de guitare. La note la plus grave est à gauche, la plus haute à droite.

Des **chiffres romains** → III montrent l'emplacement des notes sur le manche.

- I = 1. frette
- II = 2.
- III = 3.
- IV = 4.
- V = 5.
- VI = 6.
- VII = 7.
- VIII = 8.
- IX = 9.
- X = 10.
- XI = 11.
- XII = 12.



Autres publications

Aussi disponible de www.guitar.ch

Guitar Lovers Recherches	Théorie, accordages, exercices
Guitar Lovers Dictionnaire d'accords	Collection des accords transposables
Guitar Lovers Licks	Licks pentatoniques, phrases modales
Guitar Lovers Backing Tracks	Musique d'accompagnement
Guitar Lovers Papier à musique	Portées musicales, tablatures, grilles d'accords, manches de guitare
Guitar Lovers Transcriptions	Collections des morceaux au format PDF avec son

Cliquez ici pour visiter notre shop en ligne pour plus d'informations

Index des pages

1 Manuel

2 Table des matières

3 Accords

4 Accords fondamentaux

5 Accords barrés

6 Accords majeurs

7 Accords mineurs

8 Accords • Cordes 1 2 3 4

10 Accords • Cordes 2 3 4 6

12 Accords • Cordes 2 3 4 5

14 Accords • Cordes 1 2 3 5

16 Accords • 7/9

18 Accords de quinte • 5

18 Tritons • b5

19 Gammes

20 Gamme pentatonique mineure

22 Gamme pentatonique majeure

24 Gamme de blues

26 Gamme mineure

28 Gamme majeure

30 Mode I–VII

32 Mode I–VII • Majeur

34 Mode I–VII • Mineur

36 Mode I–VII • Mineur harmonique

38 Mode I–VII • Mineur mélodique

40 3-notes-par-corde • Mode I–VII

42 3-notes-par-corde I–VII • Majeur

44 3-notes-par-corde I–VII • Mineur

46 3-notes-par-corde I–VII • Mineur harmonique

48 3-notes-par-corde I–VII • Mineur mélodique

50 Gammes symétriques

52 Manche de guitare

52 Tableau de transposition

53 Arpèges

54 Arpège majeur

56 Arpège mineur

58 Arpège diminué

60 Arpège de 7ème majeure • maj7

62 Arpège de 7ème de dominante • dom7

64 Arpège mineur de 7ème mineure • min7

66 Arpège mineur de 7ème mineure et
quinte diminuée • min7b5

68 Arpège mineur de 7ème majeure • min(maj7)

70 Arpège de 9ème majeure • maj9

72 Arpège de 9ème majeure de dominante • dom9

74 Arpège mineur de 9ème majeure • min9

76 Arpège mineur de 9ème mineure et
7ème mineure • min7b9

78 Diagrammes d'accords

79 Autres publications

80 Index des pages

Ceci est une version démo

Les pages 10 - 18, 24 - 51, 58 - 77 ne sont inclus que dans la version complète qui est disponible dans notre librairie en ligne.